

DD Incisal X

CLOSE TO YOU

The background is a solid green color with a pattern of thin, white, parallel diagonal lines running from the top-left to the bottom-right. The lines are evenly spaced and cover the entire area.

PIMP

easy and fast



Effect liquid with that special touch

Easy, fast and targeted increase of translucency in the incisal area – with the DD Incisal X we fulfill this wish for many dental technicians.

The liquid has been specially developed to „pimp“ the incisal area of high-strength zirconium oxide restorations and thus ensure even more aesthetic results. DD Incisal X is available in two variants and enables the greatest flexibility in individualizing your crown and bridge restorations.


In short: Similarly beautiful to a veneering, but without the great effort.

Your benefits:

- Two variants for creative working
- Better aesthetics in the incisal area for highly resilient, opaque materials
- Aesthetic enhancement without the expense of a veneering
- Easy handling and reproducible results due to coordinated systematics

Real translucency – not an illusion

In contrast to pure effect colors, DD Incisal X does not simply adjust the color, but also the crystal structure of the zirconia. The infiltrated liquid activates two mechanisms of action during sintering, which ensure the desired increase in translucency.



Mechanism of action 1:

In the infiltrated area, a phase transformation from the tetragonal to the much more translucent cubic crystal structure occurs during the sintering process.

Mechanism of action 2:

DD Incisal X induces grain growth in the microstructure, which reduces the number of grain boundaries and thus the number of obstacles for transmitted light.

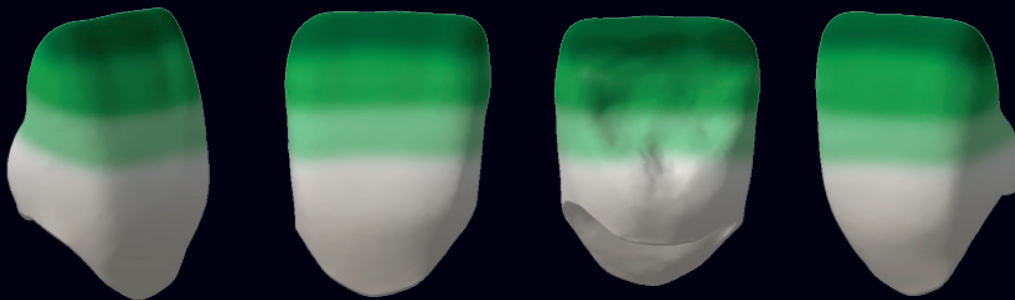
Less refraction of light – more translucency.

Suitable for

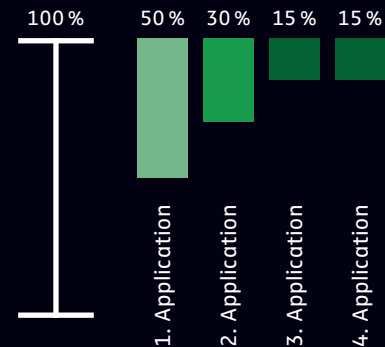
DD Incisal X is suitable for the aesthetic individualization of monolithic or minimally reduced crown and bridge constructions of up to four adjacent units made of DD cube ONE® ML or DD Bio ZX color.



Material:
DD cube ONE® ML A3



Technique/Application instruction:



For further processing guidelines, warnings and additional languages, please note:

DD Incisal X_Instruction for use



Two variants – one result

DD Incisal X – X0

Pure translucency – enhance liquid

Add the finishing touch to your restoration. Create contrast between the dentin and the incisal edge or improve your individualization in combination with DD Art Elements.

DD Incisal X – X2

Translucency – enhance liquid with coloring oxides

Create with minimal effort a real and optical translucency increase through bluish/greyish/violet color effect.

Reference

DD Art Elements
Effect Colors

DD Incisal X – X2

DD Incisal X – X0

DD Art Elements +
DD Incisal X – X0



For ideal preparation and processing of DD zirconia:
DD Bio ZX² | DD cube ONE[®]_Instruction for use



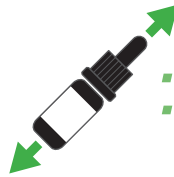
The latest revision, safety data sheets and other documents
can be found online at: dentaldirekt.de/de/downloads



Application notes for use before sintering:

Preparation

- When using with DD Art Elements, carry out the **individualization in advance** and then **dry intermediately**
- **Shake** DD Incisal X bottle **well** before use



- Put on protective gloves, goggles and mask
- Put a few drops of DD Incisal X on the watchglass



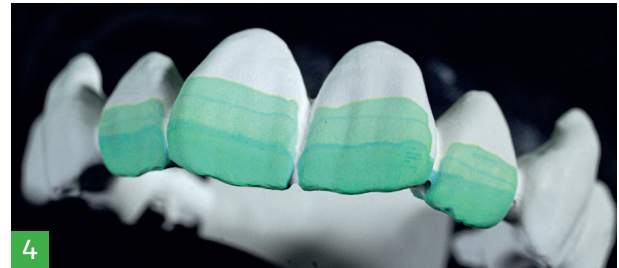
- Take liquid by the applicator
- Apply the first color layer on 50 % of the surface towards the incisal edge and on the vestibular and oral marginal ridges



- Take liquid by the applicator
- Apply second layer of color on 30 % of the surface to the incisal edge on the vestibular and oral marginal ridges



- Take liquid by the applicator
- Apply third color layer 1.5 below the incisal edge vestibular and orally



- Take liquid by the applicator
- Proceed identically to step 3



Bridge made of
DD cube ONE® ML

height 18 mm – color A2

Without

DD Incisal X-Liquid

With

DD Incisal X – X0 Liquid
(only the incisors)



5

- Drying the restoration in the oven for 30 minutes at 80 – 100 °C.

Important Note!

- Connectors must not be treated with DD Incisal X-Liquid.
- The best effect is achieved with a wall thickness of 0.5 – 1.4 mm.



Content

- 1 watch glass
- 10 applicators
- 5 ml DD Incisal X Liquid variant X0 or X2 in pipette bottle
- 16-language compact manual



Video DD Incisal X:
dentaldirekt.de/en/dd-incisalX





» Due to its mechanical properties, DD cube ONE® ML is excellently suited for wide-span or implant-supported restorations. If the anterior incisal is too opaque, DD Incisal X offers a quick and economical solution.«

Lisa Freiberg, Product Manager

» A very practical and ingenious product. A must-have for any laboratory that works with monolithic concepts and simply wants to get more aesthetics out of the work and be prepared for all eventualities.«

Balazs Vegh, Dental Technician and Business Development Manager





*The names marked with © are registered trademarks of the manufacturers and/or protected by copyright.

CLOSE TO YOU

Dental Direkt GmbH | Industriezentrum 106 – 108 | 32139 Spenge
Tel: +49 5225 86319-0 | E-Mail: info@dentaldirekt.de | dentaldirekt.de

